
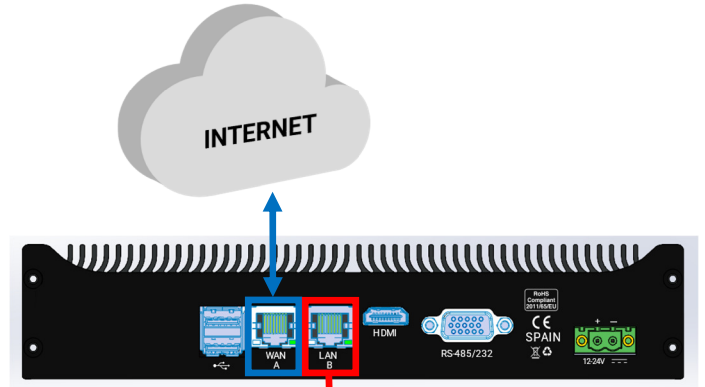


## EVAC CLOUD

Quick guide to connecting EVAC Cloud with NEO/NEO+ system.

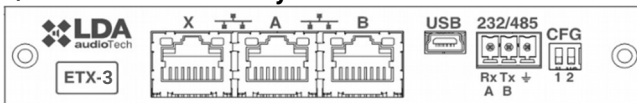
For the correct connection between EVAC Cloud and a NEO/NEO+ system, an Ethernet cable must be used and connected between the EVAC Cloud LAN port and the NEO/NEO+ control data port.



### ETX NEO/NEO+ configuration for control data

On the NEO/NEO+ family devices, a configuration switch for the connection ports is available.

#### ETX NEO/NEO+ Connection Bay



Marking	Description	Type	Signals	Activation
CFG	Port A : Flexnet** Port B : Flexnet** Port X : Control data exclusively	Config.	NA	Position 01

The EVAC Cloud LAN port connects to the X (Control Data Only) port of a NEO/NEO+ system's connection bay.