



# SC-85T

The SC-85T represents a new generation of ceiling speakers which combines the features of high reproduction quality and fire safety requirements.

The speaker is provided of a 4" speaker whose cone is made of polypropylene and incorporates a bass reflex design of the enclosure. For this reason is capable of reproducing until the lower frequencies.

The SC-85 is fitted with a 1" tweeter for high performance in order to reproduce treble.

The speaker has a second order crossing filter for achieving an optimal frequency response.

The low losses transformer allows the speaker to connect a line of PA-70 V to deliver 20 / 10 / 5 / 2.5 / 1.25 W. The selection of power takes place through a wheel beneath the grid.

The connector of the SC-85 is a terminal block of 4 poles which allows the parallel connection with other speakers.

The back cover made in steel and the steel plate that protects the connector, are elements with fire protection.

Due to these security features, the SC-85 meets the IEC 60849 standard concerning emergency Public Address systems.

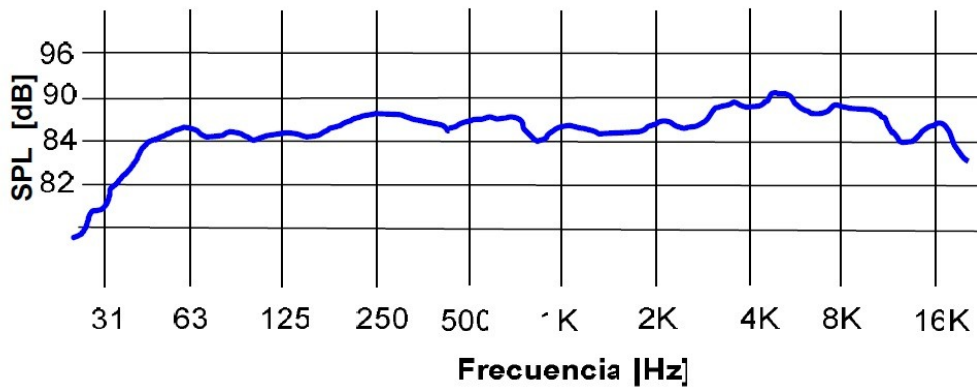
Fixing the speaker is done easily with incorporated lateral plastic pieces, with adjustable screws which allow place it on all kind of ceilings.



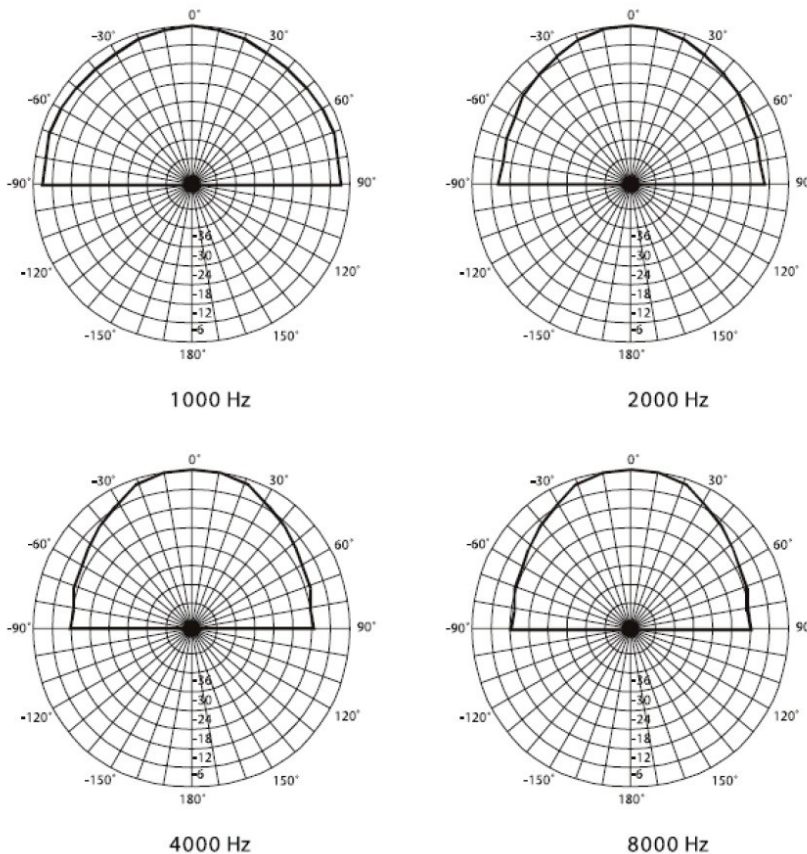
## Features:

- High performance: 87dB (1W, 1m)
- Elevated quality of music and voice playback.
- Easy installation
- Metallic grille transparent acoustically
- Bracket optional – SOP 15.

## Frequency response:

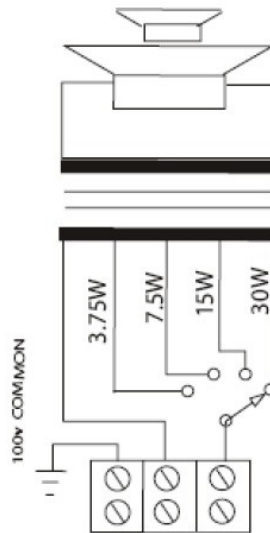


## Polar diagrams:

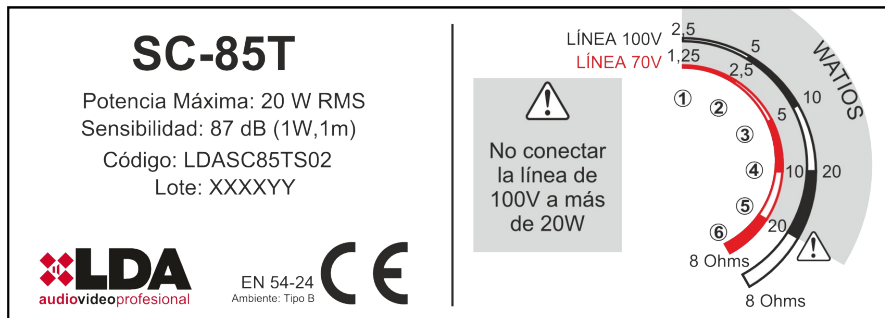


# SC-85T

## Circuit diagram:



## Sticker of power taps:



CEILING SPEAKERS

# SC-85T

TECHNICAL SPECIFICATIONS	
NOMINAL POWER	20 W RMS
FREQUENCY RESPONSE	80Hz- 20kHz
SENSITIVITY	87 dB SPL (1W, 1m)
MAXIMUM SENSITIVITY	101 dB SPL (1W, 1m)
SPEAKER IMPEDANCE	8 $\Omega$
DISPERSION	Conical: 180° for 1 kHz.
COLOUR	White, RAL 9016
TRANSFORMER (70/100V)	20/10/5/2.5 W @ 100V 20/10/5/2.5/1.25 W @ 70V
CONNECTOR	4 poles terminal block (parallel connection option)
FIXING	Metal sheet or plaster. The Sop 15 must be used with metal sheet mounting.
DIMENSIONS (diameter x depth)	202 x 180 mm
DRILL HOLE FOR MOUNTING	170mm
WEIGHT	1.7 kg

CEILING SPEAKERS

## SPECIFICATIONS FOR ENGINEERS AND ARCHITECTS

The SC-85T speaker will have circular shape and it will be compound by a 2 ways PP speaker, which will be built by a 4" woofer and a 1/2" tweeter. It will have a low losses transformer for 70/100 V lines. The power taps will be: 20/10/5/2,5 W @100V.

The frame and the clutches for the installation will be made in white RAL 9016 ABS. The grille will be transparent acoustically and it will be paint in white RAL 9016 colour.

The dimensions will be 202mm diameter and 180mm depth. The drill hole for mounting will have 170mm diameter. The ceiling mounting will be made by the plastic pressure screws contained in the frame.

The total weight will be 1.7 kg.

All the versions of this product will fulfill the CE marked.

**Warranty:** 2 years

**Product Code:** LDASC85TS02

### Sound Tests:

1. Power:

Pink noise is introduced and amplified trough the whole band width obeying the standar IEC 60268-5. If the maximum power or the speaker is reached, the noise is cut. Then, the speaker is checked. It must not present visible damages or losses of features 100 hours or working.

2. Sensitivity, frequency range and impedance.

It is introduced several sinusoidal impulses which have different frequency to 1W of power level from the nominal impedance of the speaker. The average sound pressure level (dB-SPL) is measured to 1 metre of distance with regard to the speaker in a anecoic environment.